

2022 Elixir Specialty Key Performance Indicators

Delivering a better pharmacy experience.



Our Commitment to Better Service, Superior Member Support and Achieving Whole Health for Life

At Elixir Pharmacy, our dedication to those we serve is the difference between simply supplying a medication and truly impacting the quality of a person's life. Each interaction is an opportunity to make a difference. With this specialty key performance indicator (KPI) report, we are able to continually measure the member experience. The data we gather shows how we are impacting and improving lives through the proper use of medication.

Our annual review of Elixir Specialty's KPIs provide a look at our specialty care management and illustrate how care pathways improve member experience, increase medication therapy confidence and mitigate future risk of non-adherence. This is much more than just a satisfaction report—we review intervention data, pharmacist and physician feedback, outcomes and much more. We know it's not just the medications that produce results. Getting the right medication at the right time, being confident in the prescribed therapy with individualized support and knowing what to expect can make all the difference.

At Elixir, we act as a facilitator of value-added clinical services, spending the necessary time per member assessing and closing gaps in care, to enable behavioral change and better health outcomes. Monitoring these data points helps us continually improve our service with the goal of helping achieve whole health for life.



SPECIALTY PHARMACY SERVICE EXPERIENCE



Member
Satisfaction



Net Promoter
Score (NPS)



Member
Engagement



Turnaround
Time

CONDITION-SPECIFIC MEASURES



Pharmacy
Scorecard



Notable Case
Review

“ Demonstrating our commitment to member satisfaction by delivering excellent support.

Member Satisfaction

We deliver excellent service and quality support to our specialty members.

Nearly all members utilizing specialty pharmacy services report satisfaction with their overall pharmacy experience, delivery and support. Member satisfaction with our services is assessed through an online survey that is offered after each dispense.



98%

Overall Satisfaction with Specialty Pharmacy Services



97%

Delivery convenience & timeliness



99%

Securely packaged & damage free



98%

Satisfaction with customer service representative



99%

Satisfaction with clinical pharmacist support

5% Response Rate to Completed Surveys

In line with the 10% benchmark for comparable surveys across all industries.

Net Promoter Score (NPS)

Members using our specialty pharmacy rate Elixir Specialty as excellent, significantly higher than the NPS score of those in similar industries.

More Elixir Specialty customers would refer us than those in similar industries.



What is NPS?

One of the most used satisfaction indicators in all industries, based on one question "How likely are you to recommend Elixir Specialty to someone else?"



NPS SCORE = % OF PROMOTERS (WOULD REFER) - % OF DETRACTORS (WOULD NOT)

¹Source: [NASP, 2021 Patient Satisfaction Survey](#)

²Source: [NICE Satmatrix, U.S. Consumer 2022 Net Promoter Benchmarks Report](#)

Inbound Call Handling

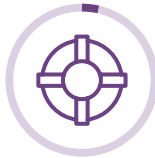
We regularly assess call center data to ensure the best possible specialty member experience.

Staff knowledge, support, convenience of delivery and timeliness, along with several other metrics are tracked and measured to ensure the best possible member experience—every time. These measures allow us to track a member’s quick access to our specialty expertise and also drive customer satisfaction.



96%

First-Call Resolution



1.08%

Abandonment Rate

URAC guidance: < 5%



18 SECONDS

Average Speed of Answer (ASA)

URAC guidance: ≤ 30 seconds



NEEDS-BY DATE



99.88% % Delivered By “Needs-By”

Any dispense where the supply issue was due to the insurance, member, prescriber or manufacturer defect was excluded.



Drug Therapy Consulting

Spending time individually counseling each person is key to achieving adherence, optimal health outcomes and cost savings.

Average time spent on each member call:



Inflammatory
Conditions



Multiple
Sclerosis



Hepatitis C



Oncology



Allergic
Asthma

Inflammatory Conditions

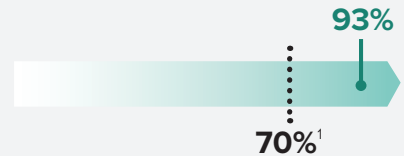
Individualized care plans and one-on-one time helps keep members on the right therapy.

Inflammatory conditions make up almost 50% of all specialty pharmacy prescriptions.




Adherence

Measured by Proportion of Days Covered (PDC). Impacted by therapy non-response, lack of symptom control and doses held appropriately for illness or surgery.




90-Day Discontinuation Rate

Starting a therapy and getting symptoms under control quickly are critical for those with inflammatory conditions. Inappropriate discontinuations during the first 90 days drive up cost.



Biologic Switch Rate

This percent can indicate how stable and well controlled the overall population is. When bridging to a new treatment, lower switch rates are usually preferred.



Average Time Spent Prior to Therapy

Educating about treatment expectations, proper injection technique and evaluating disease activity help start and keep those with inflammatory conditions on track.

7 MINUTES



Average Savings for Top 5 Interventions

Our pharmacists identify appropriate treatment goals, manage side effects as they are reported and instruct on proper injection techniques.

\$18,059

*Inflammatory conditions include Rheumatoid Arthritis, Crohn's, Psoriasis and Atopic Dermatitis.



CASE STUDY

Psoriasis

Appropriate drug selection and dosing reduces drug waste and improves member outcomes.

- Member was prescribed Enbrel once weekly dosing.
- After counseling the member about treatment and expectations, our clinical pharmacist discovered that the member has both psoriasis in sensitive areas, as well as psoriatic arthritis.
- Clinical pharmacist contacted prescriber to discuss and prescriber agreed that twice weekly starter dosing was indicated and most likely necessary to get symptoms under control. The prescriber provided a prescription for starter dosing.

COST SAVINGS

\$6,852

Multiple Sclerosis (MS)

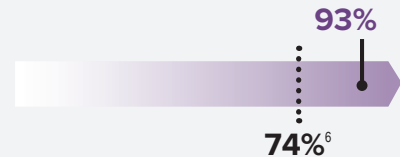
Focusing on adherence and managing symptoms helps reduce relapses, lower costs and increase satisfaction.

MS is a complex, chronic and progressive condition that impacts over one million Americans.⁴ On average, 12.7 work/school days are missed annually due to MS relapses.⁵



Adherence

Measured by the Proportion of Days Covered (PDC). Individuals with MS face obstacles such as lack of or the persistence of symptoms, injection issues, affordability and side effects.



90-Day Discontinuation Rate

Supporting those with MS through the first 90 days minimizes early discontinuation and further reduces costs related to waste.



Annual Relapse Rate (ARR)

The average number of relapses reported per person with MS per year. Lower ARR's lead to lower healthcare costs.



Average Time Spent Prior to Therapy

MS therapy is for life. Reinforcing how treatments work, identifying key lifestyle changes and managing side effects are critical for successful treatment.

13 MINUTES



Average Savings for Top 5 Interventions

Top interventions include identifying/resolving adherence issues (missed doses), solving for problematic side effects, realigning therapy expectations.

\$7,702



CASE STUDY

Multiple Sclerosis

Providing member support throughout treatment course can improve adherence and positive outcomes.

- During a regular follow up assessment, the member stated that he was overwhelmed with his MS symptoms and recent decrease in quality of life. His prescriber was not aware of his symptoms and he was also having difficulty scheduling appointments with his physician.
- Elixir Specialty's clinical pharmacist contacted the prescriber to discuss these member concerns. The prescriber scheduled an appointment with the member the following week and assisted with scheduling physical therapy appointments.
- In addition to intervening with prescriber, our clinical pharmacist provided resources to member such as, National MS Society local support groups and contact information for Suicide and Crisis Lifeline.
- The member has been compliant with treatment since discussing concerns with Elixir Specialty.

COST SAVINGS

\$8,776

Hepatitis C


High success rates are produced by ensuring members are ready for, and fully complete, their therapy.

An estimated 2.4 million Americans are living with Hepatitis C⁸ and more than half of people who become infected, will develop chronic infection.⁹



Adherence

Measured by the Proportion of Days Covered (PDC). Missing just three consecutive doses of medication could impact treatment response.




% Completing Full Course of Treatment

Hepatitis is a short-term treatment that lasts from eight to 24 weeks. Due to the high cost of treatment, it is important to review early discontinuation rates to maximize therapy success.



Successful Cure Rate

A Hepatitis C cure is defined as a sustained viral load undetectable at and beyond 12 weeks after completing treatment. This is the primary treatment outcome in Hepatitis C.



Average Time Spent Prior to Therapy

Making sure members are fully committed to treatment and educated about re-infection possibilities is critical.

10 MINUTES



Average Savings for Top 5 Interventions

Savings include physician outreach, side effect management, and the review of what a lab result means to the treatment outcome.

\$25,501



CASE STUDY

Hepatitis C

Appropriate drug selection and dosing reduces drug waste and improves member outcomes.

- The member was prescribed 12-week course of Epclusa for Hepatitis C.
- After reviewing clinical information, our clinical pharmacist team determined that Epclusa 12-week therapy was inappropriate. The member needed either Epclusa 12-week therapy plus ribavirin or Epclusa 24-week therapy.
- Elixir Specialty's clinical pharmacist contacted the prescriber to discuss concerns about treatment selection. The prescriber agreed that the initial treatment was not appropriate and provided a prescription for Epclusa 24-week therapy, since patient could not take ribavirin.

COST SAVINGS

\$23,328

Oncology


Minimizing side effects and intolerances helps members commit to their cancer therapy.

Approximately 39.5% of Americans will be diagnosed with cancer during their lifetimes. Annually, around 1.8 million new cases of cancer will be diagnosed in the U.S.¹¹




Adherence

Measured by the Proportion of Days Covered (PDC). Oncology interruptions and dose reductions are often planned and falsely lower PDC.



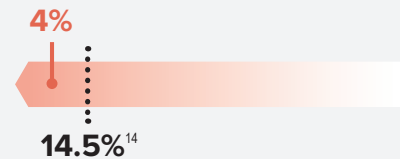
Side Effect Discontinuation Rate

Intolerable side effects may cause those with cancer to discontinue an effective treatment prematurely. Side effect management can help lower side effect discontinuations and lead to successful remission.



Dose Reduction Rate

Dose reductions often result in new prescriptions and medication shipments, which increase cost due to medication waste.



Average Time Spent Prior to Therapy

Treatment can include surgery, radiation, chemotherapy and adjuvant treatments; proactive side effect management is very important.

5 MINUTES



Average Savings for Top 5 Interventions

Common intervention revolves around adverse drug events. Dosing, drug interactions and treatment expectations are other common interventions.

\$14,804



CASE STUDY

Chronic Myeloid Leukemia

Unmanaged side effects can lead to premature discontinuation, cancer progression and medical complications.

- Member has been on Bosulif for four years, previously failing Sprycel and Tasigna due to side effects.
- The member reported experiencing blistering of the skin and severe body aches that persisted throughout the day.
- The pharmacist provided education and strategies on skin irritation and pain mitigation, and the oncologist was notified. While attempting these strategies, the member requested to stay on full dose to avoid cancer progression.
- Within two weeks, body aches and skin peeling significantly improved without any dose holds or reductions. She is confident she can continue therapy and that Bosulif is working.

WASTE AVOIDANCE

\$15,908

Allergic Asthma

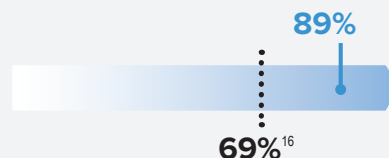
High levels of adherence support well controlled asthma with lower rescue medication utilization.

1 in 13 Americans have asthma, with nearly 50% having had an asthma attack in the past 12 months.¹⁵




Adherence

Measured by Proportion of Days Covered (PDC). High pill and administration burdens can lower medication adherence if not appropriately addressed.




Percentage of Low PDAT Activity

The Pulmonary Disease Activity Tracker (PDAT) is a proprietary assessment tool to help determine asthma control and relative risk of future exacerbations. **for current treatment only*



Never or Rarely Use Rescue Medication

Rescue medication utilization is closely correlated with level of asthma control. Those who have appropriate maintenance therapy rarely need to use rescue medication.



Average Time Spent Prior to Therapy

Pharmacists help coordinate site of care for administration, discuss value of concurrent medication adherence and promote quality of life.

6 MINUTES



Average Savings for Top 5 Interventions

Savings and support primarily through aligning treatment expectations, side effect management and appropriateness of use interventions.

\$4,148



CASE STUDY

Allergic Asthma

Addressing and managing side effects and injection site reactions helps prevent unnecessary discontinuations.

- The member reported experiencing injection site reactions with Dupixent. Injection site reactions include itching and redness. Injections were being given next to belly button.
- Clinical pharmacist reviewed proper injection technique, including injection site selection. Clinical pharmacist also discussed premedication with Benadryl to help with itching.
- Dupixent has significantly improved asthma symptoms. The member was happy to change injection technique and was able to continue with therapy.

COST SAVINGS

\$3,487

DEFINITIONS

Adherence: Medication adherence as measured by the Proportion of Days Covered (PDC), is determined by how often and consistently an individual takes their medication. There is strong clinical evidence that those who are adherent have less health-related issues and cost.

Average Time Spent Prior to Therapy: Being newly diagnosed or starting a new treatment can be challenging for anyone to process. Sometimes inadequate education and understanding can lead to harm. Elixir Pharmacy takes the time to ensure everyone starts on the right foot.

Biologic Switch Rate: This percentage can indicate how stable and well controlled a particular population is. Since there are generally additional costs, training and uncertainties when bridging to a new treatment, lower switch rates are usually preferred.

Intervention Savings: Every interaction an individual has with one of our pharmacists has a direct impact on clinical care outcomes. If appropriate and when available, either a soft or hard savings is assigned to the intervention to further support the positive value of pharmacists in healthcare.

Net Promoter Score (NPS): Index ranging from -100 to 100 that measures the willingness of customers to recommend a company's services to others. It is used as a proxy for gauging the customer's overall satisfaction with a company's services.

90-Day Discontinuation Rate: This is the percent of those who will stop taking their medication within the first 90 days of treatment. The leading causes are medication side effects and member dissatisfaction. Pharmacists can help avoid most inappropriate discontinuations through counseling.

Satisfaction with Therapy: While everyone has a unique set of disease symptoms, tolerability to side effects, treatment expectations and goals, all have an opinion of their current level of health and therapeutic care. This satisfaction ultimately determines how happy they are.

Percent of Service Level Achieved: Percent of calls answered in 30 seconds or less.

Successful Cure Rate: The American Association for the Study of Liver Diseases defines a Hepatitis C cure as a sustained viral load undetectable at and beyond 12 weeks after completing treatment. This is the primary treatment outcome in Hepatitis C.

REFERENCES

1. Selinger C, Robinson A, Leong R. Non-adherence to inflammatory bowel disease maintenance medication: extent and predictors. *J Gastroenterol Hepatol.* 2011;26:116
2. Li P, Blum M, Feldt J, Hennessy S, Doshi J. Adherence, Discontinuation, and Switching of Biologic Therapies in Medicaid Enrollees with Rheumatoid Arthritis. *International Society for Pharmacoeconomics and Outcomes Research (ISPOR).* 2010; 1098-3015/10/805 805–812
3. Walsh J, Adejoro O, Chastek B, Chun G, Palmer J. Patterns of Treatment Adherence, Persistence, and Discontinuation of Biologic Therapy Among Patients with Psoriatic Arthritis in the United States—Descriptive Analyses from an Administrative Claims Database. *Journal of Managed Care & Specialty Pharmacy.* March 2017; Vol. 23, No.3-a: S87
4. Luxner L. (2017). Nearly 1 Million Americans Have Multiple Sclerosis, NMSS Prevalence Study Finds. *Multiplesclerosisnewstoday.com.*
5. Nickerson M., et al. (2015). Impact of multiple sclerosis relapse: The NARCOMS participant perspective. *Multiple Sclerosis and Related Disorders*
6. Kantor D, Pelletier C, Bonafede M, Mehta R, Johnson B. Treatment Patterns Among New Initiators of Disease-Modifying Therapy for Multiple Sclerosis. *Journal of Managed Care & Specialty Pharmacy.* April 2018; Vol. 24, No. 4-a: S62
7. Melesse D, Marrie RA, Blanchard J, Yu BN, Evans C. Persistence to disease-modifying therapies for multiple sclerosis in a Canadian cohort. *Patient Preference and Adherence* 2017;11 1093–1101
8. Hofmeister MG, Rosenthal EM, Barker LK, Rosenberg ES, Barranco MA, Hall EW, Edlin BR, Mermin J, Ward JW, Ryerson AB. Estimating prevalence of hepatitis C Virus Infection in the United States, 2013-2016. *Hepatology.* 2018;XX(X):pp-pp.
9. Liang TJ, Rehermann B, Seeff LB, Hoofnagle JH. Pathogenesis, natural history, treatment, and prevention of hepatitis C. *Ann Intern Med.* 2000;132(4):296-305.
10. Puenpatom A, Hull M, McPheeters J, Schwebke K. Disease Burden, Early Discontinuation, and Healthcare Costs in Hepatitis C Patients with and without Chronic Kidney Disease Treated with Interferon-Free Direct-Acting Antiviral Regimens. *Clinical Drug Investigation.* July 2017, Volume 37, Issue 7, pp 687–697
11. National Cancer Institute. *Cancer Statistics (2020).* <https://www.cancer.gov/about-cancer/understanding/statistics>
12. Brito C, Portela MC, Vasconcellos MT. Adherence to hormone therapy among women with breast cancer. *BMC Cancer* 2014, 14:397
13. Güth U., Myrick ME, Schöttau A, et al. *Breast Cancer Res Treat* (2011) 129: 799. <https://doi.org/10.1007/s10549-011-1668-y>
14. Gajra, A, et al. Predictors of Chemotherapy Dose Reduction at First Cycle in Patients Age 65 Years and Older with Solid Tumors. *Advances in Pediatrics.*, U.S. National Library of Medicine, 7 Feb. 2015.
15. National Asthma Data (2018). Centers for Disease Control and Prevention.
16. B. Ding, M. Small. Disease Burden of Mild Asthma: Findings from a Cross-Sectional Real-World Survey. *Adv Ther* (2017) 34:1109–1127.

Elixir Specialty at a Glance

Specialty medications are revolutionizing the pharmaceutical industry, providing new hope and treatment options for people with complex conditions, like multiple sclerosis, hepatitis C and cancer. However, these specialty therapies come with a hefty price tag for both the plan and the member, as well as complexities that must be managed for each member as an individual.

Elixir Specialty sees each specialty prescription as an opportunity to help improve a member's condition and quality of life. Our thoughtful approach focuses on each member's unique condition and balances clinical effectiveness, economic impact and the member experience, leading to better outcomes for both the member and the plan.



WORLD-CLASS, ACCREDITED SPECIALTY PHARMACY with more than 10 years serving millions of members nationwide. You can trust our proven track record.



CONDITION-FOCUSED CLINICAL CONTROLS. Our care plans are customized by disease state and drug, with continuous monitoring to drive the best possible outcomes.



INDIVIDUALIZED MEMBER CARE because no two people have the same experience, especially with complex chronic conditions. Engaging members prior to dispense and throughout treatment leads to better medication adherence, lower overall healthcare costs and an improved experience.



100% OF MEMBERS ASSESSED FOR COPAY AND/OR FOUNDATION ASSISTANCE to help members afford their medications, which also helps increase medication adherence.



OUR CARE COORDINATORS AND EXPERTS IN SPECIALTY CARE, holding certifications in a number of conditions that specialty drugs treat.



NPS SCORE OF 83—NINE POINTS HIGHER THAN THE NATIONAL AVERAGE and more than 40 points higher than drug stores and pharmacies. Our overall member satisfaction rate is **98%**, and **99%** for customer care support, pharmacist support and delivery by 'needs-by' date.





For more ways to improve plan
and member outcomes, visit

elixir.info/specialtypharmacy